




**Comune  
di Perugia**

**Municipal Sanitation Services**

**A PRACTICAL  
GUIDE  
TO  
RECYCLING**



# Sort Your Waste



Waste sorting and recycling is the easiest way to **return materials to the environment by transforming them into precious resources.**

The activity carried out by each of us in separate collection is very important: by correctly separating waste, **we recover materials useful** for the production of new products, thus **safeguarding the environment and resources.**

**SEPARATED WASTE COLLECTION IS AN OBLIGATION UNDER THE LAW AND THE REGULATIONS OF THE COMPETENT AUTHORITIES. FAILURE TO COMPLY AND THE ILLEGAL DUMPING OF WASTE ON PUBLIC LAND SHALL RESULT IN ADMINISTRATIVE SANCTIONS.**



**Check the symbol!**  
**READ THE LABEL**

**Look for the symbols** on the packaging, **it will be easier** to determine the material the item is made of!

# General Regulations

## SOME GENERAL RULES FOR PROPER DOOR-TO-DOOR WASTE COLLECTION

- Put out the bins only on the days and times indicated in the calendar. Waste put out on **days other than** those scheduled or **not in accordance with** the collection type **will not be picked up.**
- Dispose of waste only in the **dedicated bins/bags.**
- Take the bin back inside the private property after the collection has been carried out.
- Only dispose of waste using the **equipment provided free of charge** by the Municipal Administration and Gesenu Ambiente.

**INFRINGEMENTS MAY RESULT IN SANCTIONS.**

## Some Tips

### WHEN YOU BUY

Choose items with **less packaging** and, if possible, opt for **loose** or **refillable** products.

Avoid disposable and single-use **products** and take a reusable bag with you going shopping.

**Buy as much as you need** without exceeding and always check the expiration dates.

**Do not buy packaged products that don't provide details** about the material they are made of.

### AFTER USE

**Let's reduce the volume** of the packaging, to avoid taking up too much space.

Place bins and bags, always **tightly closed**, in front of your home or business on public land, in a location easily accessible to the collection vehicles.

When putting out the **bins**, move the handle in the close position to prevent stray animals from opening the lid.



# Organic Waste

Use the  
**Brown** bins



## WHY WASTE SORTING?

Organic residues can be transformed into biogas and compost, which is used to produce quality organic fertiliser.



## **CLOSE THE BAG TIGHTLY!**

put your waste into  
**Biodegradable and compostable bags.**

**DO NOT USE PLASTIC BAGS.**

## WHAT TO DISPOSE OF

- Fruit and vegetable scraps and peels
- Meat and fish in small pieces
- Dairy
- Eggshells and nutshells
- Coffee grounds and teabags
- Used or soiled paper napkins and tissues
- Kitchen paper towels
- Cork, sawdust and wood ash (*well extinguished and bagged*)
- Biodegradable cat litters
- Bioplastic compostable plates, cups and bags



## WHAT NOT TO DISPOSE OF

- Nappies/diapers and sanitary napkins
- Cigarette butts
- Gauze and plasters
- Seafood shells
- Large bones
- Animal droppings

# Compostable Bioplastic

Compostable bioplastic is an innovative material, as a sustainable alternative to traditional plastic.

Recycle it properly with organic wet waste and it will become compost: a precious nourishment for our soil.



**Check the symbol!  
READ THE LABEL**



7

**Biodegradable and compostable plastic**

**SEPARATED COLLECTION OF ORGANIC WASTE**



Correctly identifying compostable bioplastic packaging is really easy – just read the label!

Only the presence of one of these symbols guarantees that you can collect compostable bioplastic products together with organic waste, because it certifies the biodegradability and compostability characteristics required by the EN 13432 regulation.



## Domestic Composting

Composting is a practical and environmentally-friendly way to dispose of organic waste.

If you have a garden or vegetable patch, request a composter, a good recycling practice that will allow you to produce a natural soil useful for fertilising plants and vegetables.



# Paper and Cardboard

Use  
the  
**Blue** bin

## WHY SEPARATE WASTE?

Paper waste is turned into recycled paper whilst cardboard waste is transformed into new cardboard, saving resources and energy.



**Check the symbol!  
READ THE LABEL**



**PAP 20**  
Corrugated cardboard.  
Mainly used for boxes and packaging.



**PAP 21**  
Non-corrugated cardboard.  
Often used for food packaging.



**PAP 22**  
Plain paper.  
Paper for newsprint and food.



**CA** Polycarbonate cardboard.  
Product with the presence of other materials in addition to paper, e.g. tetrapak.



**C/PAP, 81**  
Polycarbonate/paper, plastic



## WHAT TO DISPOSE OF

- Newspapers, books and magazines
- Brochures and flyers
- Old notebooks and catalogues
- Paper bags
- Cartons
- Cardboard boxes and wrappers
- Pizza boxes  
(if not too dirty)
- Paper tablecloths

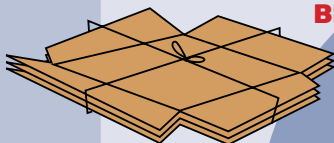
## PLASTIC BAGS ARE NOT PAPER!

If you collect your paper waste in plastic bags at home, empty only the paper into the bin.



## WHAT NOT TO DISPOSE OF

- Receipts (*chemical/carbon paper*)
- Deli paper, sticker backings  
(*plastic-coated/paraffined paper*)
- Paper towel
- Packaging tape
- Baking paper



## BREAK DOWN THE BOXES!

**Press and fold** cardboard boxes to reduce their volume.

# Glass Containers



## WHAT TO DISPOSE OF

- Glass bottles and jars  
*(remove the steel or aluminium caps)*



## WHAT NOT TO DISPOSE OF

- Drinking glasses
- Neon and light bulbs
- Plexiglass
- Ceramics and porcelain
- Mirrors
- Crystals
- Pyrex and oven glass

## 6 RULES TO REMEMBER

- We only collect bottles and jars
- **Remove the caps** and collars
- **Do not mistake** crystal for glass
- **Remove food** residues
- Borosilicate glass is **not** glass
- **There is no need to** remove labels

Use  
the  
**green/bell-shaped  
street bins**

## WHY WASTE SORTING?

Glass is a valuable material and, if handled correctly, is 100% recyclable countless times over.



**Check the symbol!**  
**READ THE LABEL**

**GL 70**  
(Transparent glass)  
Used for jars and  
bottles, for example.



**GL 71**  
(Green glass)  
Used for bottles, for  
example.



**GL 72**  
(Brown glass)  
Used for bottles, for  
example.



**LARGE OBJECTS,**  
such as demijohns,  
should be taken  
to the **Municipal  
Collection Centre.**





# Plastic and Metal Packaging

Use  
**Yellow** bins/  
bags



## WHY SEPARATE WASTE?

Used packaging material is sent to facilities where it is sorted based on the product type and according to the material it is made of, to then be processed in order to create new products.



## REMOVE FOOD RESIDUES!

Plastic does not need to be washed, but in the case of very dirty packaging/containers, it is a good idea to simply rinse them to avoid bad smells.

## WHAT TO DISPOSE OF

- Disposable plastic plates and cups (*free of food residues, **not if in compostable bioplastic***)
- Plastic packaging – empty drink bottles, food trays
- Rigid plastic or polystyrene confectionery packaging, transparent food boxes
- Plastic snack packages
- Soap and detergent refill bottles and sachets
- Containers for yogurt, cream cheese, desserts or beverages
- Fruit and vegetable mesh bags
- Plant pots (*maximum diameter 15 to 20 cm*)
- Bags and films for foodstuff in general, including aluminium (*pasta, rice, crisps, sweets, snacks, etc.*)
- Shopping bags  
**(no compostable bioplastic)**
- Polystyrene (*if bulky, break down into smaller pieces*)
- Metal cans and jars for food (*tuna, meat, vegetables, pet food*)
- Aluminium cans
- Plastic, steel or aluminium caps or lids
- Aluminium food trays (*not too dirty*)
- Aluminium tubes (*mayonnaise, creams, etc.*)
- Empty paint tubs
- Nails, screws, wire and small metal materials from household maintenance





## WHAT NOT TO DISPOSE OF

- Any plastic or metal items that are not packaging
- Toys, durable plastic goods (chairs, tables, colanders, etc.)
- Plastic furniture and products
- Electrical and electronic equipment
- CDs, DVDs, cassettes and VHS
- Plastic slippers
- Tetra Pak beverage cartons
- Photographs and photographic films
- Pens, markers, umbrellas, disposable razors
- Nappies/diapers
- Disposable cutlery
- Containers labelled as hazardous



## CRUSH THE BOTTLES!

To reduce the volume, squash the bottles horizontally and screw on the cap



## Check the symbol! READ THE LABEL

### Plastic



PET

**PET** (Polyethylene Terephthalate)  
Used in beverage containers, food packaging and textiles.



HDPE

**HDPE** (High Density Polyethylene)  
Present in plastic bags, containers of various types and kitchen utensils.



PVC

**PVC** (Polyvinyl Chloride)  
Very resistant plastic. Used for windows, construction pipes, electrical cables and vinyl flooring.



LDPE

**LDPE** (Low Density Polyethylene)  
Used for various containers, disposable bottles, detergent containers and thin packaging coatings.



PP

**PP** (Polypropylene)  
Used in medical or laboratory tools, caps and labels



PS

**PS** (Polystyrene)  
Specifically used as an insulator in construction and as protection in packaging for goods and products.



OTHER

**OTHER** (e.g., BPA, polycarbonate, LEXAN, PLA)  
These types of plastics do not fall into the previous categories but can still be disposed of in with plastics. This group also includes Bioplastics, bearing the number 7 accompanied by the wording "Compostable/Ok Compost", meaning the waste will have to be disposed of in with organic waste.

### Metals



ALU

**ALU 41** (Aluminium)  
Used in cans and in kitchen packaging, for example.



FE

**FE 40** (Steel)  
Mainly used for food cans and tins such as canned tuna.



# Non-Recyclable Waste

Use the  
**Greybins**



**NON-RECYCLABLE WASTE DOES NOT MEAN THAT YOU CAN MIX WASTE TO AVOID SORTING IT!**

This bin is only for waste that cannot be recycled – not just for anything you don't want to sort out.



## **TIE THE BAG UP TIGHTLY!**

Throw the rubbish away after having bagged it correctly! in a transparent or semi-transparent bag

## **WHAT TO DISPOSE OF**

- Nappies/diapers and bed pads
- Sanitary napkins
- Plastic cutlery
- Rubber and plastic toys
- Coffee capsules in hard plastic
- CDs, DVDs, cassettes and VHS
- Ceramic, porcelain, Pyrex and glass-ceramic objects
- Household vacuum cleaner or broom rubbish
- X-rays, photographic rolls and slides
- Incandescent light bulbs
- Pens, markers and stationery in general
- Toothbrushes and sponges
- Greaseproof, plastic-coated and thermal paper (receipts, faxes, etc.)
- Baking paper, dirtied paper and wet wipes
- Pantyhose and stockings
- Cigarette butts (well extinguished)
- Rugs, rags, cloths and worn clothing
- Garden hoses
- Mirrors and crystals
- Drinking glasses

# Garden Waste



- **Limited quantities (maximum 10 kg)**

can be placed in the public bins intended for the collection of organic waste.

- **For quantities over 10 kg,**

citizens can take their gardening waste to the Municipal Collection Centres or to the dedicated permanent bins found in various locations.

- **Very large quantities** (large-scale pruning residues) it is possible to request delivery of a **5 m<sup>3</sup>** container. The bin will be delivered to the user's property and shall be collected once full. This service can be booked by contacting the Gest/Gesenu Customer Office.

**This container can be requested free of charge once per year per user.**

What is the proper way to dispose of garden waste?

For information and updates, please consult the **Gesenu.it** website under the section for your municipality on the dedicated page

## Used cooking oil



Currently, the **operational facilities** are located at:

- **Emi** in Ponte Felcino on Str. Tiberina Nord,
- **Hurrà** on Via Bramante
- **Emi** on Via Palermo
- **Emi** on Via Torelli
- **Emisfero** on Via Settevalli
- **Todis** in San Marco
- Supermercato **Oasi** on Via Centova
- **Shopping Centre Collestrada** on Via della Valtiera
- **Coop Apogeo** on Via Pietro Cestellini
- **Coop Madonna Alta** on Via Mario Angelucci
- **Conad Ponte Pattoli** on Strada P.Pattoli/P.Resina
- **Conad Via Adriatica** in Ponte S.Giovanni
- **Coop Il Triangolo** San Sisto, Via Gerardo Dottori
- **Hurrà** Castel del Piano, Via Stroz Zacapponi.
- **Conad** Via Pievaiola
- **Libreria Grande** Via della Valtiera

For updates, please see the **Gesenu.it** website under the section for your municipality on the dedicated page.

How is used vegetable oil recycled?

Used oil may be disposed of in the appropriate containers, stored in plastic bottles or flasks, closed with their caps:

1. **Pour the cooled oil** into a plastic bottle
2. **Close the bottle tightly**
3. **Place** the plastic bottle inside the bin



# Bulky Waste Collection

How to dispose of bulky waste correctly?

*Just pick up the phone!  
Free call, free pick-up.*

For information and updates, always consult the [Gesenu.it](http://Gesenu.it) website **in** the section of your municipality on the dedicated page

Users who wish to dispose of **bulky materials** (wardrobes, sofas, mattresses, metal bed frames, furniture, armchairs, chairs, desks, refrigerators, monitors, televisions, washing machines, water heaters, etc.) can contact the Gest/Gesenu Customer Office (contact details at the end of the guide) and arrange an appointment **to collect at home a maximum of 3 medium-sized pieces, specifying the type and size of the material.**

The Customer Office will communicate the date of collection and **the evening before** the user must put the bulky item next to their house number outside the property.



# Nappy/diaper collection

Free collection service for nappies/diapers of babies, the elderly and hospital patients.

For information and updates, please consult the **Gesenu.it** website under the section for your municipality on the dedicated page.

In addition to the normal collection service, families in difficulty, needing to dispose of many nappies/diapers, can benefit from an additional free collection dedicated to this type of waste.

# Micro WEEE



Once thrown away, electronic objects become waste known as **WEEE (Waste from Electrical and Electronic Equipment)**. WEEE is the category of municipal waste that, by weight and volume, contains the **most pollutants**. This waste is among the most dangerous for the environment.

Electronic waste **smaller than 24x16 cm** is called **Micro WEEE** and can be disposed of correctly and free of charge in the **containers used exclusively for its collection**.

To find out the location of these containers and for more information, always consult the Gesenu.it website **in** the section of your municipality on the dedicated page.

## Examples of Micro WEEE:

electronic cigarettes, smartphones, chargers, USB sticks, hard drives, wireless chargers, power banks, tablets, hair clippers, hair dryers, electric toothbrushes, electric razors, alarm clocks, wrist or pocket watches, scales, pc mouse, calculators, phones, video cameras, electric toys in general, video games, micro computers for sports, digital thermometers, small appliances, etc...

WEEE with dimensions greater than 24x16 cm must be disposed of by conferring them at the **Municipal Collection Centres**

## How to avail of the service:

To obtain this service, you must first contact the Gest/Gesenu Customer Office to verify if you are eligible for the activation of the service; in case of confirmation, fill in the request form in the name of the user who is the holder of the garbage-collection tax, with an attached copy of the identity document and/or any delegation if the applicant is not the actual garbage taxpayer. The form should be returned by hand to the Gest/Gesenu Customer Office or sent by email to [ufficioclienti@gesenu.it](mailto:ufficioclienti@gesenu.it).

Firstly, it is important to remember that nappies/diapers should normally be disposed of in the dedicated **Non-Recycling Waste** bin.



# Household Waste Recycling Centres

The Household Waste Recycling Centres are equipped areas that allow citizens to dispose of all waste free of charge that, due to its size or type, cannot be placed in household bins.

To confer the waste, it is mandatory to have a magnetic **AMICARD**, which can be obtained free of charge from the Collection Centres.

Citizens registered for the municipal garbage tax ("Tariffa Rifiuti" or, "TARI") who bring their waste to the Collection Centre are entitled to a financial incentive, calculated on the basis of the amount of waste brought in. For more information, please ask for the regulations at the Collection Centre.

For information and updates, please consult the Gesenu.it website **under the section for your municipality on the dedicated page**

## What can you bring?

Iron, plastic, steel and aluminium cans, paper and cardboard, glass, WEEE (any electrical and electronic materials), car batteries, spent batteries, mineral and vegetable oil, worn clothing, bulky items, wood, paints, acids, pesticides, spray cans, expired pharmaceuticals, aggregates (in small quantities), garden waste and large-size plastic items.

### Collection Centre Opening Hours:

- **COLLESTRADA**  
(Shopping Centre Junction)  
**SAN MARCO**  
(on Cava Piselli)  
**PONTE FELCINO**  
(Industrial Area – Via del Rame)  
Tuesday to Friday | 3:00 pm–6:00 pm,  
Saturday | 9:00 am–12:00 pm and 3:00 pm–6:00 pm  
Sunday | 9:00 am–12:00 pm
- **PALLOTTA**  
(Entrance from Via Bambagioni)  
Tuesday to Friday | 3:00 pm–6:00 pm  
Saturday | 12:00 pm–6:00 pm  
Sunday | 9:00 am–12:00 pm
- **SANT'ANDREA DELLE FRATTE**  
(Via Sandro Penna)  
Tuesday to Saturday |  
9:00 am–12:00 pm and 3:00 pm–6:00 pm  
Sunday | 9:00 am–12:00 pm



# Smart Recycling Centres

The Smart Recycling Centres are lightweight metal structures, completely removable, equipped with four doors for the controlled access of the following types of waste:

**Dry Waste, Plastic and Metals, Paper and Cardboard, Organic<Fraction.**


Thanks to the Smart Recycling Centres, citizens can dispose of their waste **every day without time constraints.**

The Smart Recycling Centres are available to citizens of the **Municipality of Perugia** in a different way **depending on the area of residence.**

To understand how to confer, who can confer, how to activate the service and where they are located, consult the Gesenu.it website in the section dedicated to this service.

## GEOLOCATION OF THE SMART RECYCLING CENTRES

To find out where the nearest Smart Recycling Centre is located, you can consult the location in the dedicated area of our website **[www.gesenu.it](http://www.gesenu.it)**.





# Gest/Gesenu Customer Office



**TOLL FREE NUMBER**  
**800.66.70.36**



**WHATSAPP (CHAT ONLY)**  
**+39 333.95.53.215**

Monday to Friday from 8:30 am to 1:00 pm and 3:00 pm to 5:00 pm  
Saturday from 8:30 am to 1:00 pm

For information, activation and reservation of services, bag and container kit collection, the replacement of containers or electronic tags in the event of theft or loss, reports or complaints, dedicated to all users of the Municipality of Perugia.

**Please Note:**

**The help desk cannot assist with municipal garbage tax (TARI) issues.**

**Ponte Felcino Customer Office** Via del Rame 30

Monday to Friday 8:30 am to 1:00 pm and 3:00 pm to 5:00 pm  
Saturday from 8:30 pm to 1:00 pm

**Help desk in** Via Settevalli, 11 (*inside the Bellocchio centre*)

Monday 8:30am - 1:00pm  
Tuesday, Wednesday and Thursday 8:30am - 1:00pm and 3:00pm - 5:00pm  
Friday 8:30am - 1:00pm



**WEBSITE**  
**[www.gesenu.it](http://www.gesenu.it)**



**EMAIL**  
**[ufficioclienti@gestumbria.it](mailto:ufficioclienti@gestumbria.it)**  
**[ufficioclienti@gesenu.it](mailto:ufficioclienti@gesenu.it)**